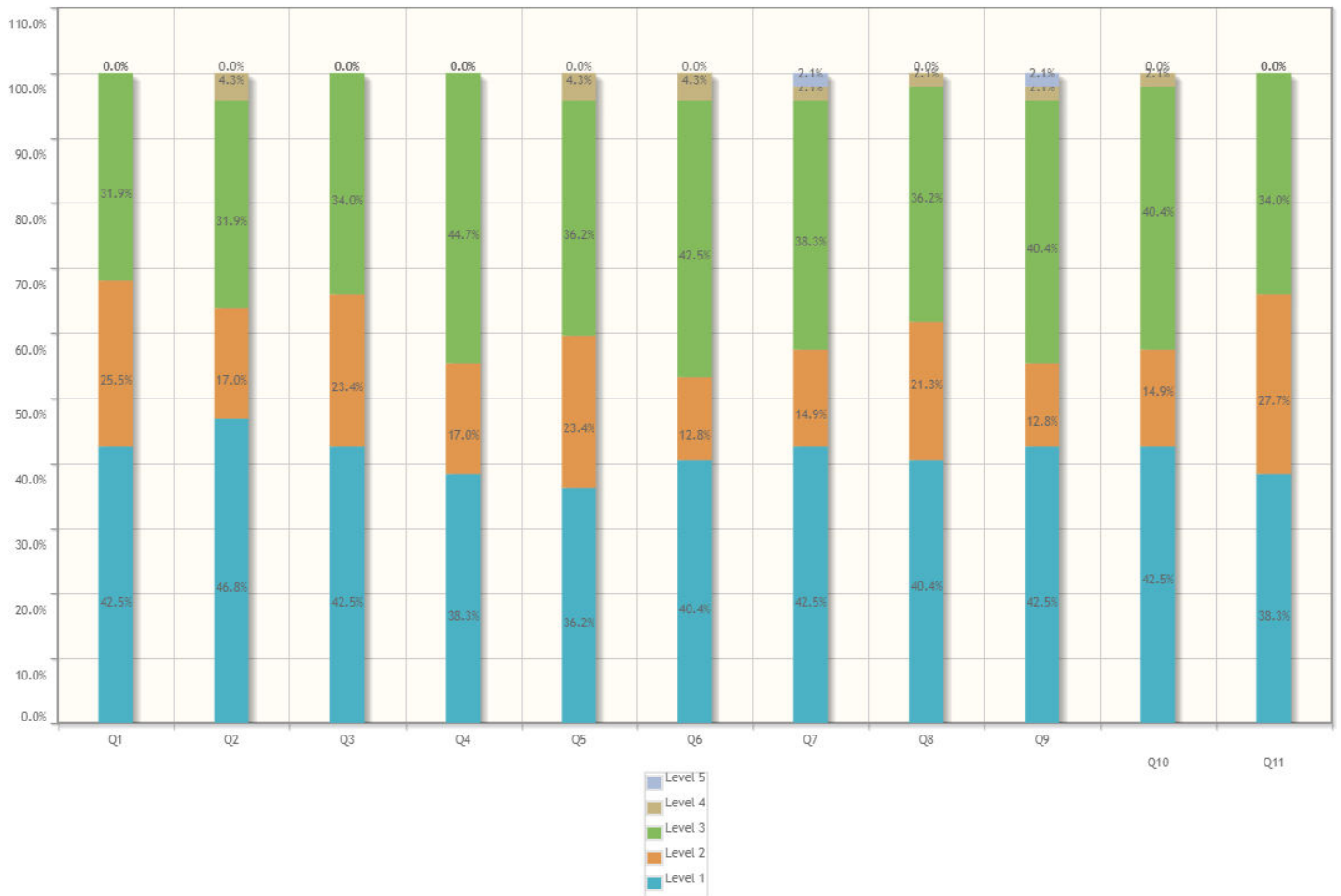


Survey Details - Detailed & Summary Graphs

Survey: Feedback 2 (Derivatives & Risk Management)	Survey Type: Fresh Survey
Survey For: Student Satisfactory	Program: Master of Business Administration in Business Administration

Detailed Graph





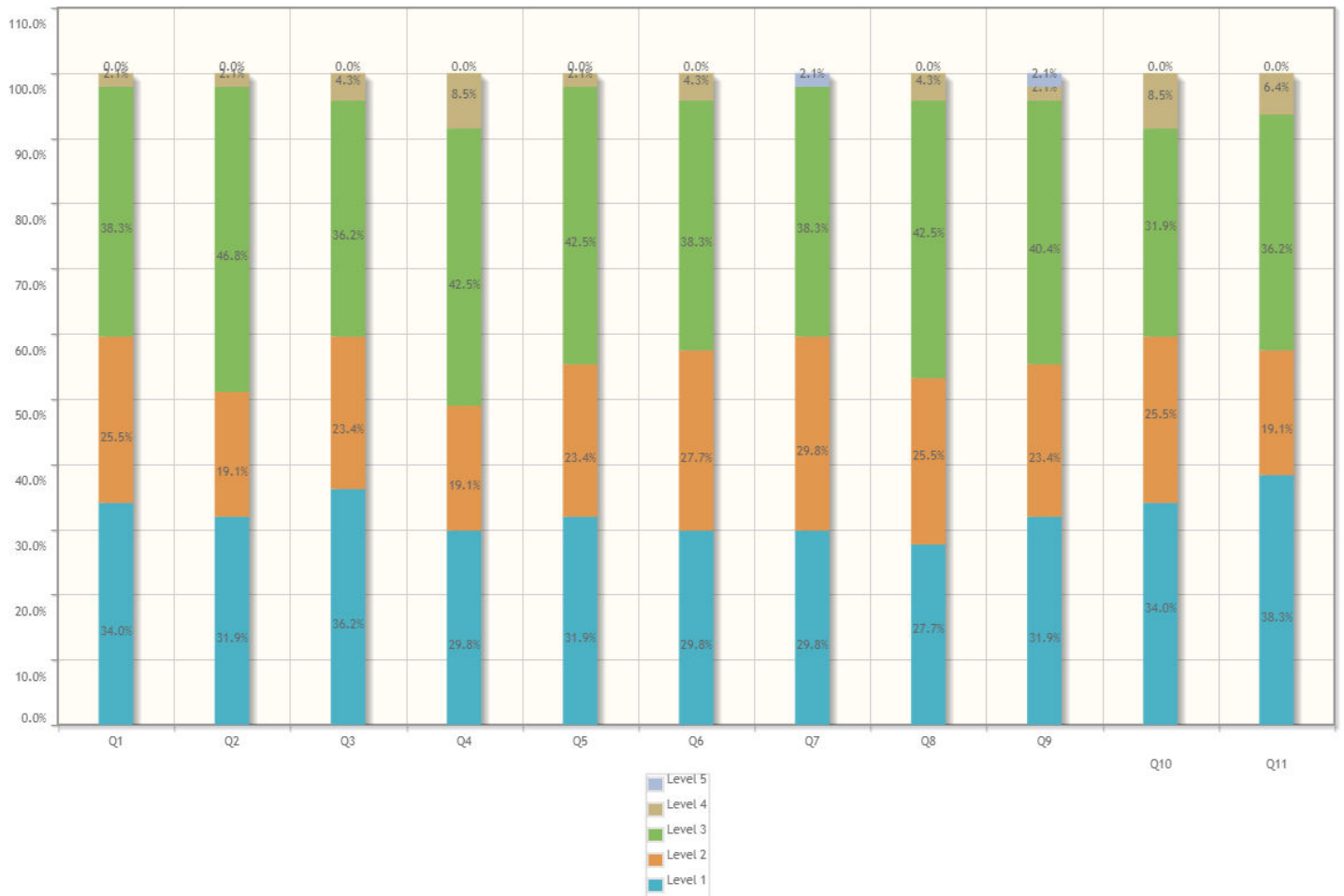
Sir Shantilal Badjate Charitable Trust, Nagpur
S. B. Jain Institute of Technology, Management & Research, Nagpur.
(Approved by AICTE, An Autonomous Institute) Affiliated to R. T. M. Nagpur University
Department of Department of Management

Questions	Total Response Count	Weighted Response Percent
Your applicability of taught concepts in activity base learning/ skill set training.	192	81.70%
Exposure to modern tools viz. software's, simulations, etc. and use of demo models.	185	78.72%
Involvement in Industry related activity	184	78.30%
Ability to solve Practice sheets independently	183	77.87%
Adequate coverage of syllabus	185	78.72%
Teacher's Class control & discipline, punctuality and regularity in conducting classes	188	80.00%
Use of LCD Projector, multimedia, animations, graphics, audio-visual contents etc. in teaching\n	184	78.30%
Teacher's encouragement to interaction	187	79.57%
Teacher's accessibility to students for solving queries and problems.\n	190	80.85%
Total Feedback	2062	79.77%

Survey Details - Detailed & Summary Graphs

Survey: Feedback 2 (Security Analysis & Portfolio Management)	Survey Type: Fresh Survey
Survey For: Student Satisfactory	Program: Master of Business Administration in Business Administration

Detailed Graph

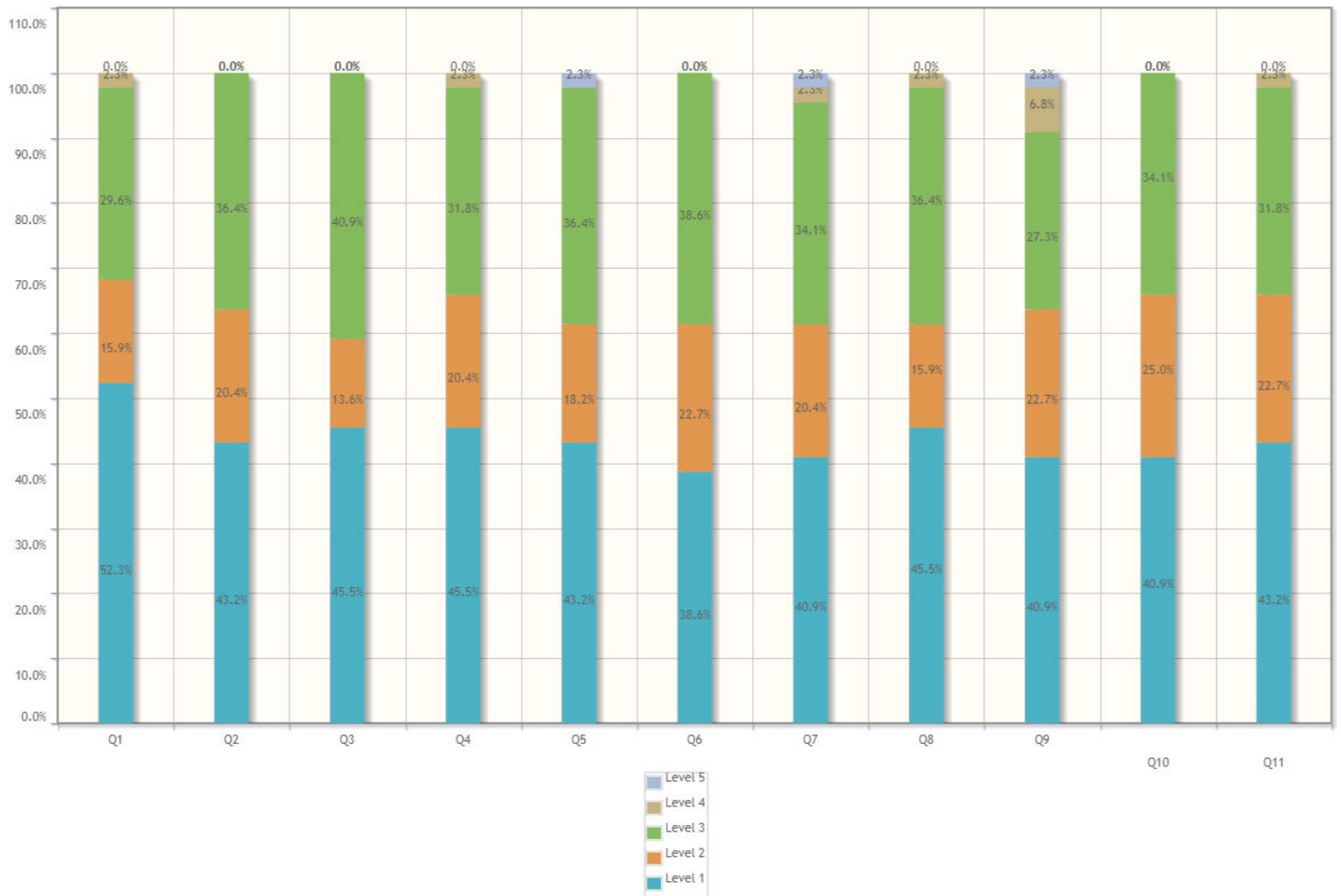


Questions	Total Response Count	Weighted Response Percent
Your applicability of taught concepts in activity base learning/ skill set training.	184	78.30%
Exposure to modern tools viz. software's, simulations, etc. and use of demo models.	174	74.04%
Involvement in Industry related activity	181	77.02%
Ability to solve Practice sheets independently	180	76.60%
Adequate coverage of syllabus	181	77.02%
Teacher's Class control & discipline, punctuality and regularity in conducting classes	177	75.32%
Use of LCD Projector, multimedia, animations, graphics, audio-visual contents etc. in teaching\n	179	76.17%
Teacher's encouragement to interaction	181	77.02%
Teacher's accessibility to students for solving queries and problems.\n	183	77.87%
Total Feedback	1983	76.71%

Survey Details - Detailed & Summary Graphs

Survey: Feedback 2 (Bank Management)	Survey Type: Fresh Survey
Survey For: Student Satisfactory	Program: Master of Business Administration in Business Administration

Detailed Graph

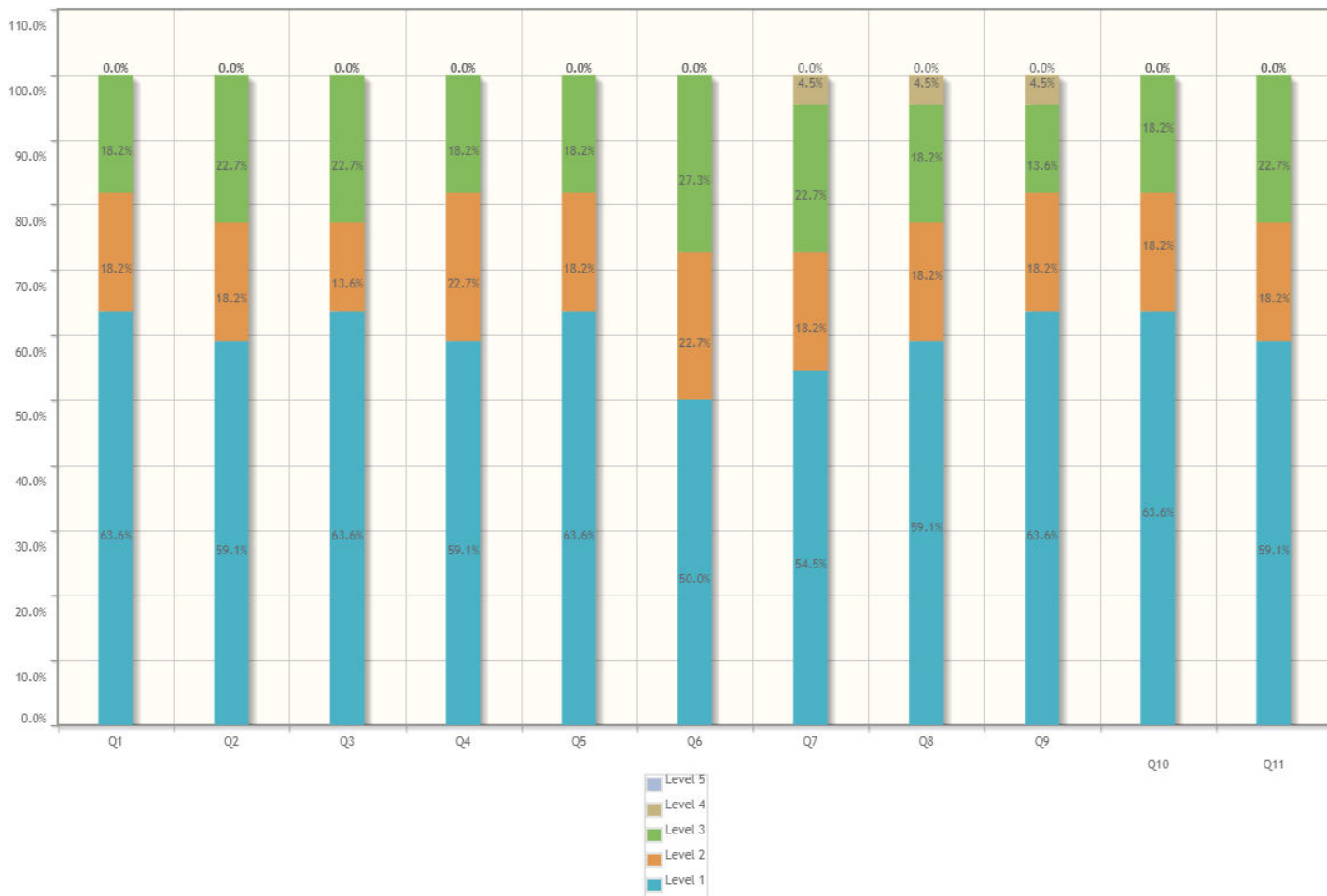


Questions	Total Response Count	Weighted Response Percent
Your applicability of taught concepts in activity base learning/ skill set training.	178	80.91%
Exposure to modern tools viz. software's, simulations, etc. and use of demo models.	180	81.82%
Involvement in Industry related activity	176	80.00%
Ability to solve Practice sheets independently	176	80.00%
Adequate coverage of syllabus	174	79.09%
Teacher's Class control & discipline, punctuality and regularity in conducting classes	178	80.91%
Use of LCD Projector, multimedia, animations, graphics, audio-visual contents etc. in teaching\n	173	78.64%
Teacher's encouragement to interaction	179	81.36%
Teacher's accessibility to students for solving queries and problems.\n	179	81.36%
Total Feedback	1956	80.83%

Survey Details - Detailed & Summary Graphs

Survey: Feedback 2 (Sales and Distribution Management)	Survey Type: Fresh Survey
Survey For: Student Satisfactory	Program: Master of Business Administration in Business Administration

Detailed Graph

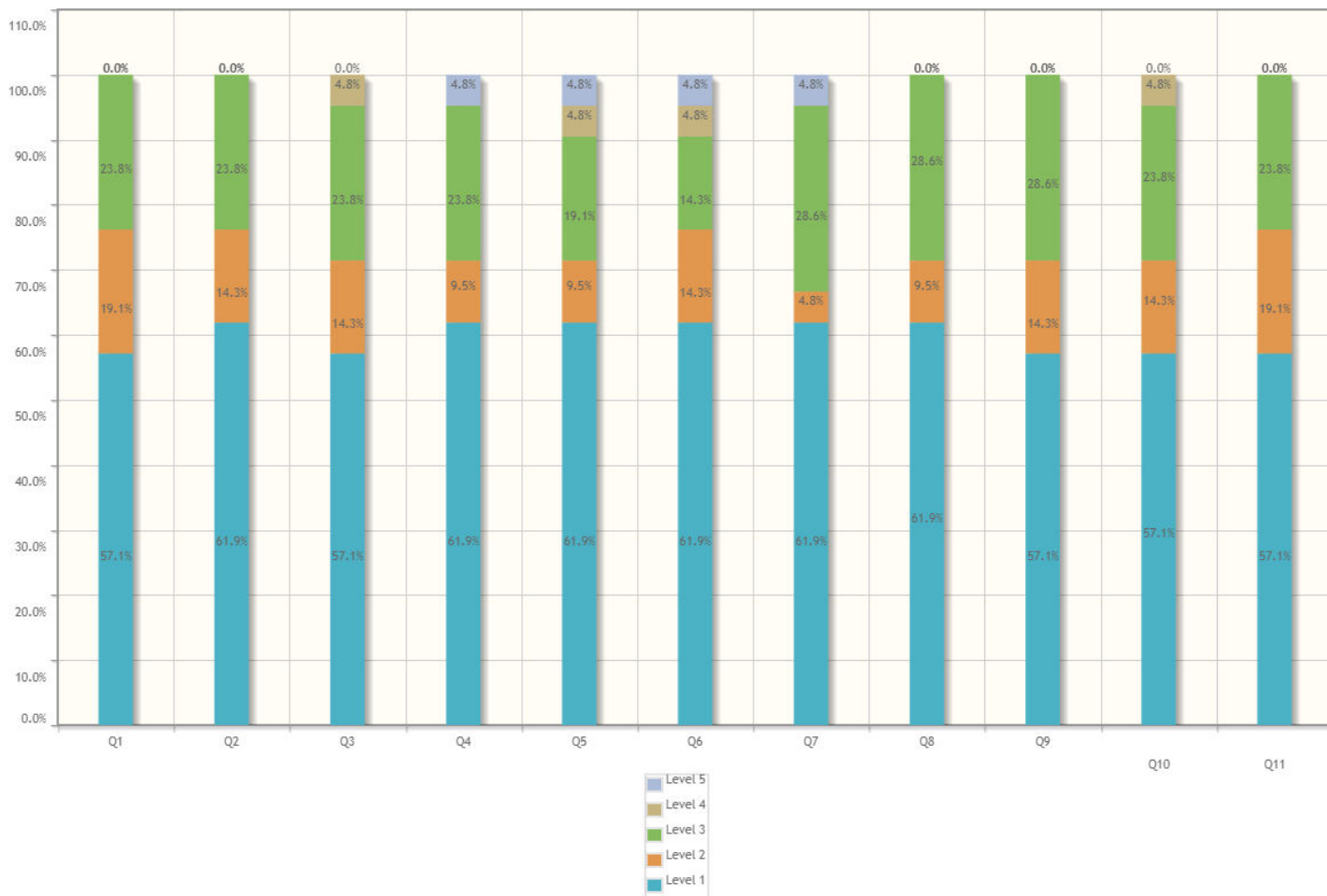


Questions	Total Response Count	Weighted Response Percent
Your applicability of taught concepts in activity base learning/ skill set training.	97	88.18%
Exposure to modern tools viz. software's, simulations, etc. and use of demo models.	97	88.18%
Involvement in Industry related activity	98	89.09%
Ability to solve Practice sheets independently	93	84.55%
Adequate coverage of syllabus	93	84.55%
Teacher's Class control & discipline, punctuality and regularity in conducting classes	95	86.36%
Use of LCD Projector, multimedia, animations, graphics, audio-visual contents etc. in teaching\n	97	88.18%
Teacher's encouragement to interaction	98	89.09%
Teacher's accessibility to students for solving queries and problems.\n	96	87.27%
Total Feedback	1058	87.44%

Survey Details - Detailed & Summary Graphs

Survey: Feedback 2 (Digital and Social Media Marketing)	Survey Type: Fresh Survey
Survey For: Student Satisfactory	Program: Master of Business Administration in Business Administration

Detailed Graph





Sir Shantilal Badjate Charitable Trust, Nagpur
 S. B. Jain Institute of Technology, Management & Research, Nagpur.
 (Approved by AICTE, An Autonomous Institute) Affiliated to R. T. M. Nagpur University
 Department of Department of Management

Questions	Total Response Count	Weighted Response Percent
Your applicability of taught concepts in activity base learning/ skill set training.	89	84.76%
Exposure to modern tools viz. software's, simulations, etc. and use of demo models.	89	84.76%
Involvement in Industry related activity	88	83.81%
Ability to solve Practice sheets independently	89	84.76%
Adequate coverage of syllabus	88	83.81%
Teacher's Class control & discipline, punctuality and regularity in conducting classes	91	86.67%
Use of LCD Projector, multimedia, animations, graphics, audio-visual contents etc. in teaching\n	90	85.71%
Teacher's encouragement to interaction	89	84.76%
Teacher's accessibility to students for solving queries and problems.\n	91	86.67%
Total Feedback	987	85.45%

Survey Details - Detailed & Summary Graphs

Survey: Feedback 2 (Retail Management & Service Management)	Survey Type: Fresh Survey
Survey For: Student Satisfactory	Program: Master of Business Administration in Business Administration

Detailed Graph

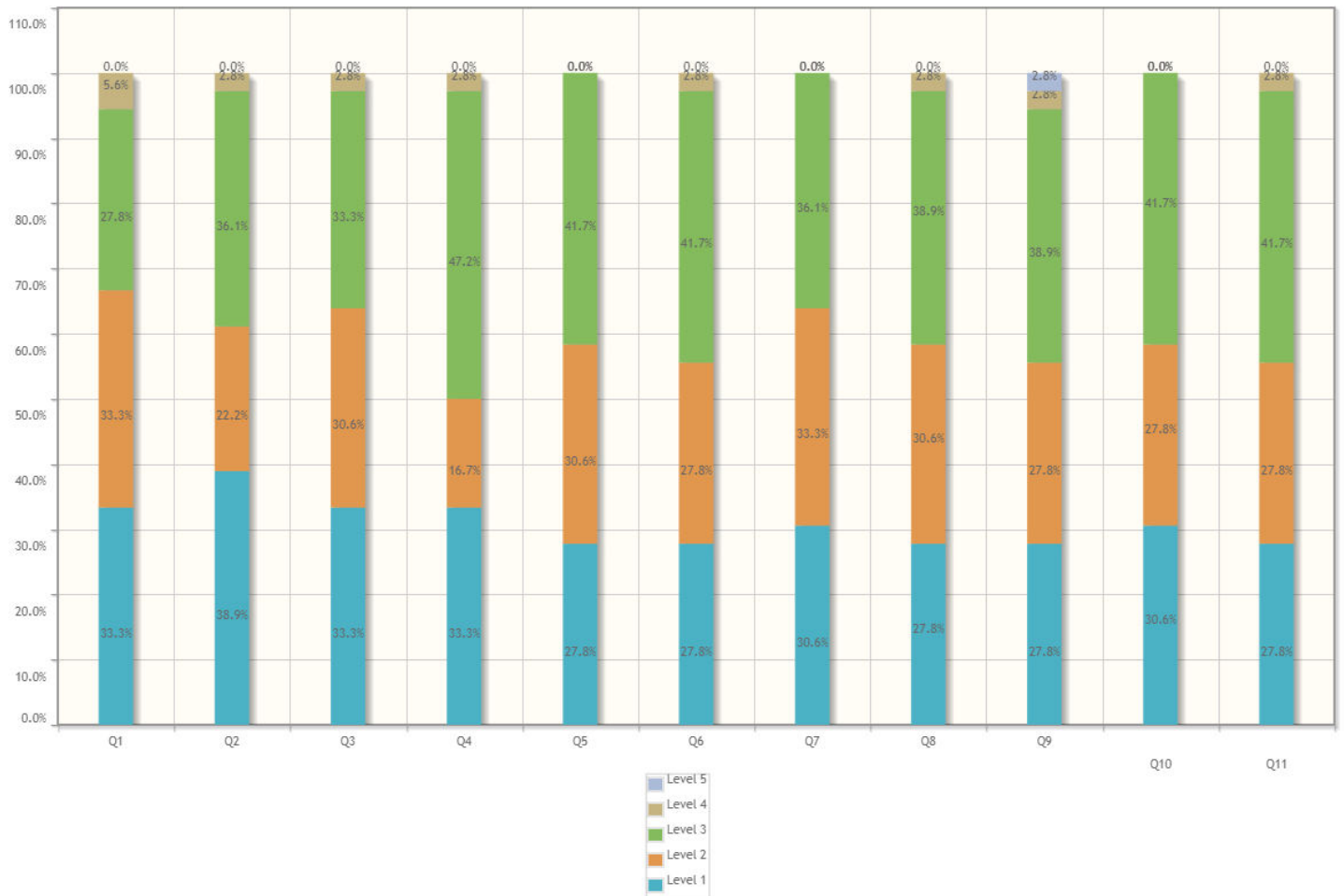


Questions	Total Response Count	Weighted Response Percent
Your applicability of taught concepts in activity base learning/ skill set training.	92	87.62%
Exposure to modern tools viz. software's, simulations, etc. and use of demo models.	92	87.62%
Involvement in Industry related activity	91	86.67%
Ability to solve Practice sheets independently	87	82.86%
Adequate coverage of syllabus	92	87.62%
Teacher's Class control & discipline, punctuality and regularity in conducting classes	91	86.67%
Use of LCD Projector, multimedia, animations, graphics, audio-visual contents etc. in teaching\n	93	88.57%
Teacher's encouragement to interaction	93	88.57%
Teacher's accessibility to students for solving queries and problems.\n	91	86.67%
Total Feedback	1004	86.93%

Survey Details - Detailed & Summary Graphs

Survey: Feedback 2 (Training and Development)	Survey Type: Fresh Survey
Survey For: Student Satisfactory	Program: Master of Business Administration in Business Administration

Detailed Graph

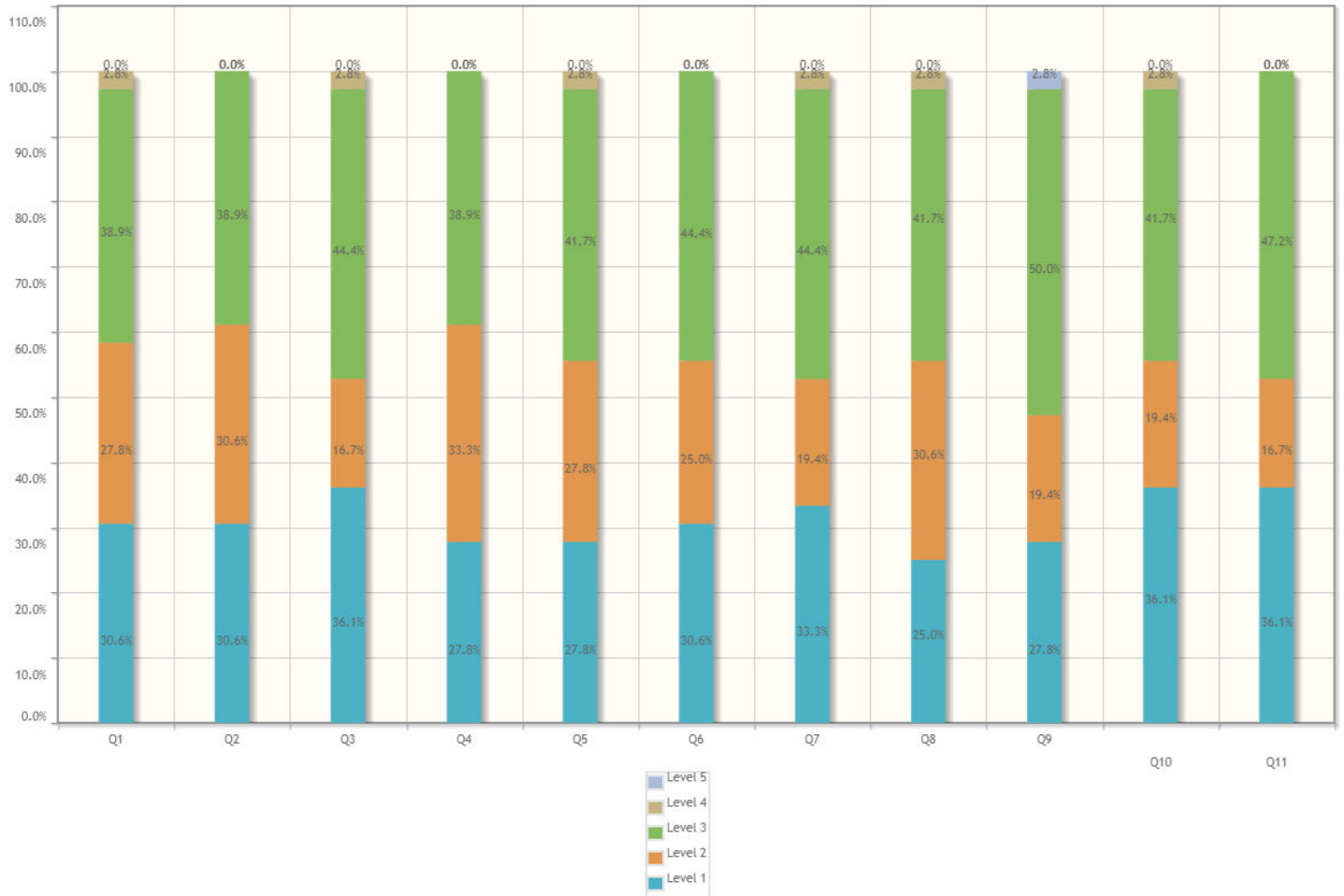


Questions	Total Response Count	Weighted Response Percent
Your applicability of taught concepts in activity base learning/ skill set training.	142	78.89%
Exposure to modern tools viz. software's, simulations, etc. and use of demo models.	137	76.11%
Involvement in Industry related activity	139	77.22%
Ability to solve Practice sheets independently	137	76.11%
Adequate coverage of syllabus	142	78.89%
Teacher's Class control & discipline, punctuality and regularity in conducting classes	138	76.67%
Use of LCD Projector, multimedia, animations, graphics, audio-visual contents etc. in teaching\n	135	75.00%
Teacher's encouragement to interaction	140	77.78%
Teacher's accessibility to students for solving queries and problems.\n	137	76.11%
Total Feedback	1532	77.37%

Survey Details - Detailed & Summary Graphs

Survey: Feedback 2 (Human Resource Analytics)	Survey Type: Fresh Survey
Survey For: Student Satisfactory	Program: Master of Business Administration in Business Administration

Detailed Graph



Questions	Total Response Count	Weighted Response Percent
Your applicability of taught concepts in activity base learning/ skill set training.	139	77.22%
Exposure to modern tools viz. software's, simulations, etc. and use of demo models.	140	77.78%
Involvement in Industry related activity	137	76.11%
Ability to solve Practice sheets independently	139	77.22%
Adequate coverage of syllabus	138	76.67%
Teacher's Class control & discipline, punctuality and regularity in conducting classes	136	75.56%
Use of LCD Projector, multimedia, animations, graphics, audio-visual contents etc. in teaching\n	133	73.89%
Teacher's encouragement to interaction	140	77.78%
Teacher's accessibility to students for solving queries and problems.\n	140	77.78%
Total Feedback	1522	76.87%

Questions	Total Response Count	Weighted Response Percent
Your applicability of taught concepts in activity base learning/ skill set training.	142	78.89%
Exposure to modern tools viz. software's, simulations, etc. and use of demo models.	138	76.67%
Involvement in Industry related activity	139	77.22%
Ability to solve Practice sheets independently	138	76.67%
Adequate coverage of syllabus	138	76.67%
Teacher's Class control & discipline, punctuality and regularity in conducting classes	136	75.56%
Use of LCD Projector, multimedia, animations, graphics, audio-visual contents etc. in teaching\n	135	75.00%
Teacher's encouragement to interaction	138	76.67%
Teacher's accessibility to students for solving queries and problems.\n	142	78.89%
Total Feedback	1527	77.12%