



Academic Session 2021-22 (ODD)

Student Satisfaction Survey Report

Date: 24/12/2020

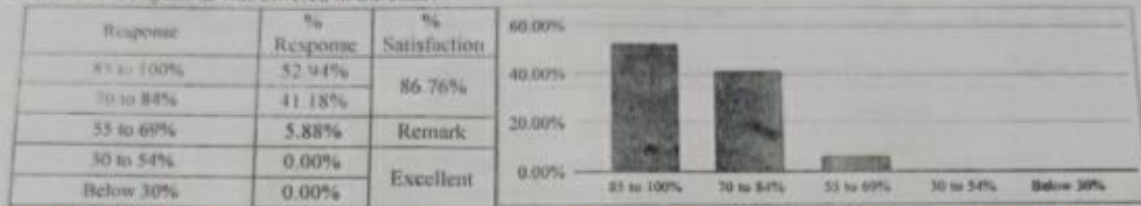
Class: 4th Year / 7th Semester (Section-A)

Class Incharge: Prof. Amit Kale


No. of Participants involved in Feedback: 34

PART-A: Teaching Learning Process

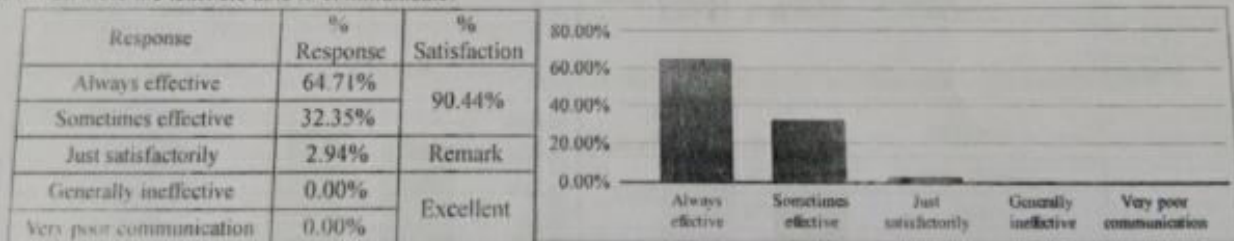
1. How much of the syllabus was covered in the class?



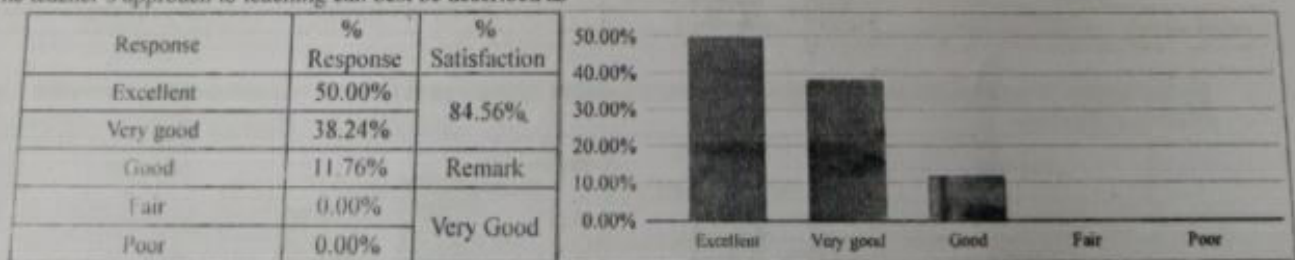
2. How well did the teachers prepare for the classes?



3. How well were the teachers able to communicate?



4. The teacher's approach to teaching can best be described as




5. Fairness of the internal evaluation process by the teachers.

Response	% Response	% Satisfaction
Always fair	52.94%	86.76%
Usually fair	41.18%	
Sometimes unfair	5.88%	Remark
Usually unfair	0.00%	Excellent
Unfair	0.00%	



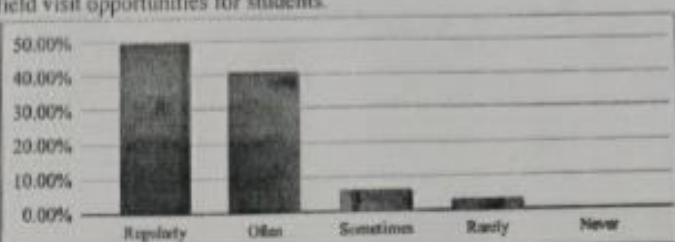
6. Was your performance in assignments discussed with you?

Response	% Response	% Satisfaction
Every time	55.88%	86.76%
Usually	41.18%	
Occasionally/ Sometimes	0.00%	Remark
Rarely	0.00%	Excellent
Never	2.94%	



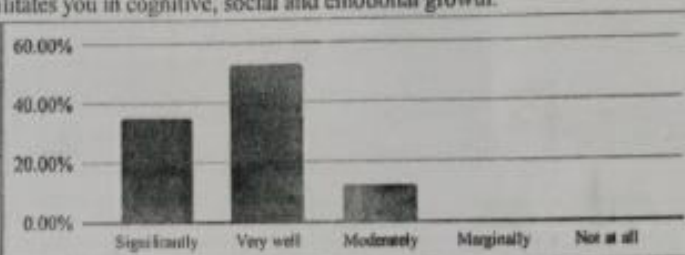
7. The institute takes active interest in promoting internship, field visit opportunities for students.

Response	% Response	% Satisfaction
Regularly	50.00%	84.56%
Often	41.18%	
Sometimes	5.88%	Remark
Rarely	2.94%	Very Good
Never	0.00%	




8. The teaching and mentoring process in your institution facilitates you in cognitive, social and emotional growth.

Response	% Response	% Satisfaction
Significantly	35.29%	80.88%
Very well	52.94%	
Moderately	11.76%	Remark
Marginally	0.00%	Very Good
Not at all	0.00%	




9. The institution provides multiple opportunities to learn and grow.

Response	% Response	% Satisfaction
Strongly agree	44.12%	84.56%
Agree	50.00%	
Neutral	5.88%	Remark
Disagree	0.00%	Very Good
Strongly disagree	0.00%	



10. Teachers inform you about your expected competencies, course outcomes and programme outcomes and review the course syllabus in the class.

Response	% Response	% Satisfaction
Every time	55.88%	88.97%
Usually	44.12%	
Occasionally/ Sometimes	0.00%	Remark
Rarely	0.00%	Excellent
Never	0.00%	




11. Your mentor does a necessary follow-up with an assigned task to you.

Response	% Response	% Satisfaction
Every time	52.94%	86.03%
Usually	44.12%	
Occasionally/ Sometimes	0.00%	Remark
Rarely	0.00%	
I don't have a Mentor	2.94%	Excellent




12. The teachers illustrate the concepts through examples and applications.

Response	% Response	% Satisfaction
Every time	61.76%	88.97%
Usually	35.29%	
Occasionally/ Sometimes	0.00%	Remark
Rarely	2.94%	
Never	0.00%	Excellent




13. The teachers identify your strengths and encourage you with providing right level of challenges.

Response	% Response	% Satisfaction
Fully	44.12%	83.82%
Reasonably	50.00%	
Partially	2.94%	Remark
Slightly	2.94%	
Unable to	0.00%	Very Good




14. Teachers are able to identify your weaknesses and help you to overcome them.

Response	% Response	% Satisfaction
Every time	55.88%	86.76%
Usually	41.18%	
Occasionally/ Sometimes	0.00%	Remark
Rarely	0.00%	
Never	2.94%	Excellent



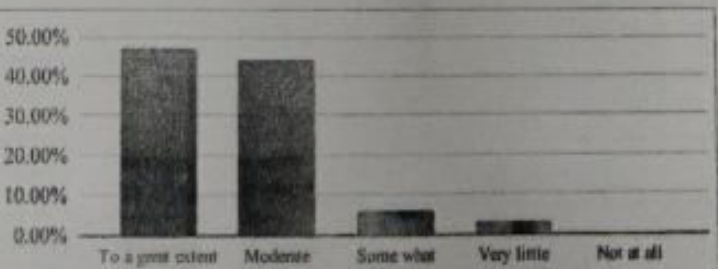
15. The institution makes effort to engage students in the monitoring, review and continuous quality improvement of the teaching learning process.

Response	% Response	% Satisfaction
Strongly agree	47.06%	84.56%
Agree	47.06%	
Neutral	2.94%	Remark
Disagree	2.94%	
Strongly disagree	0.00%	Very Good

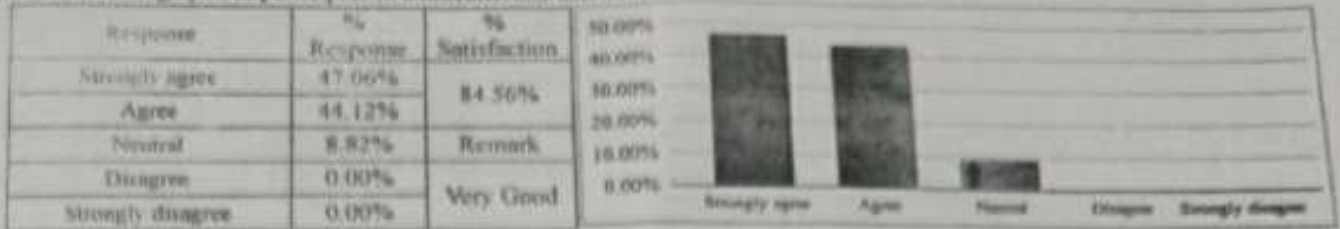


16. The institute/ teachers use student centric methods, such as experiential learning, participative learning and problem solving methodologies for enhancing learning experiences.


Response	% Response	% Satisfaction
To a great extent	47.06%	83.82%
Moderate	44.12%	
Some what	5.88%	Remark
Very little	2.94%	
Not at all	0.00%	Very Good




17. Teachers encourage you to participate in extracurricular activities.




18. Efforts are made by the institute/ teachers to inculcate soft skills, life skills and employability skills to make you ready for the world of work.



19. What percentage of teachers use ICT tools such as LCD projector, Multimedia, etc. while teaching.




20. The overall quality of teaching-learning process in your institute is very good.

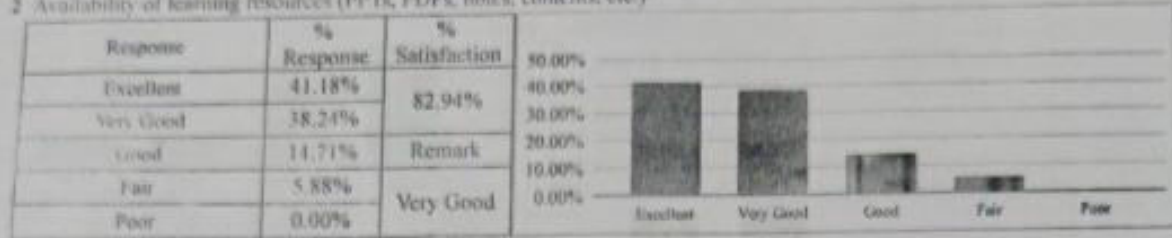


PART-B: Institutional Facilities and Support

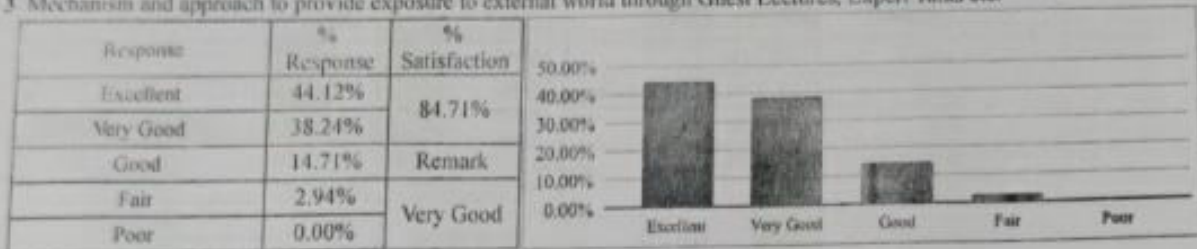
1. Adequacy of Laboratory facilities during online teaching learning



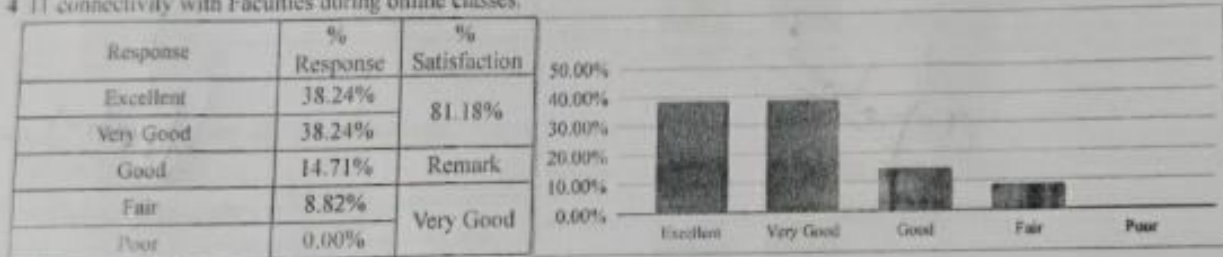
2. Availability of learning resources (PPTs, PDFs, notes, contents, etc.)




3. Mechanism and approach to provide exposure to external world through Guest Lectures, Expert Talks etc.



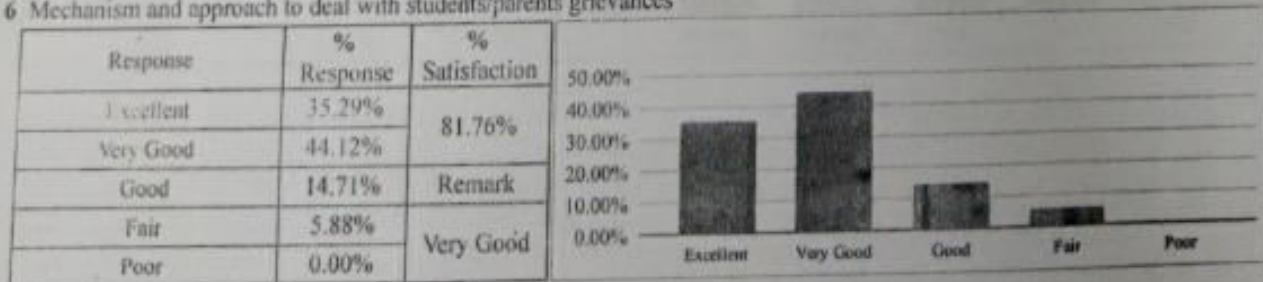
4. IT connectivity with Faculties during online classes.




5. Overall approach and commitment of the Department towards providing quality Technical and Professional Education.



6. Mechanism and approach to deal with students/parents grievances



7. Students' Guidance and mentoring facilities



8. Use of modern tools and methods



9. Library Facility



N. Balani
 Prof. Nicky S. Balani
 Feedback Incharge

R. K. Kasotwar
 Dr. Abhay R. Kasotwar
 Head of Department



Department of
Electronics & Telecommunication Engineering

"Emerge as a center for quality education in Electronics & Telecommunication Engineering, so as to create competent professionals"



Academic Session 2020-21 (ODD)

Student Satisfaction Survey Report

Date: 24/12/2020


Class: 4th Year / 7th Semester (Section-B)

Class Incharge: Prof. Mayur Tembhurne

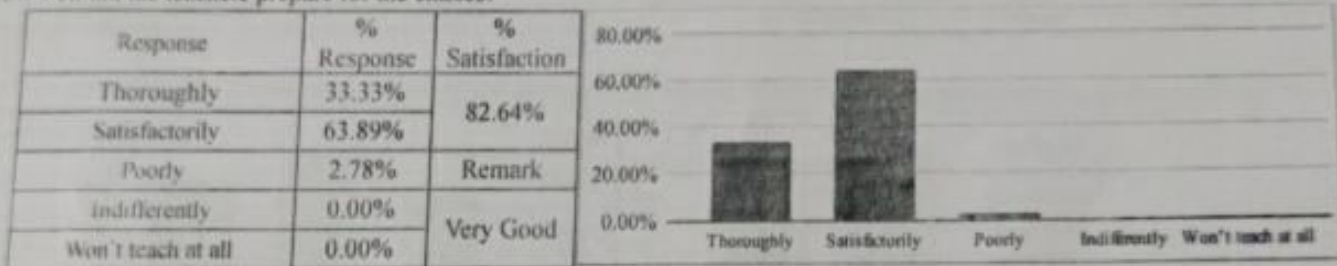
No. of Participants involved in Feedback: 36

PART-A: Teaching Learning Process

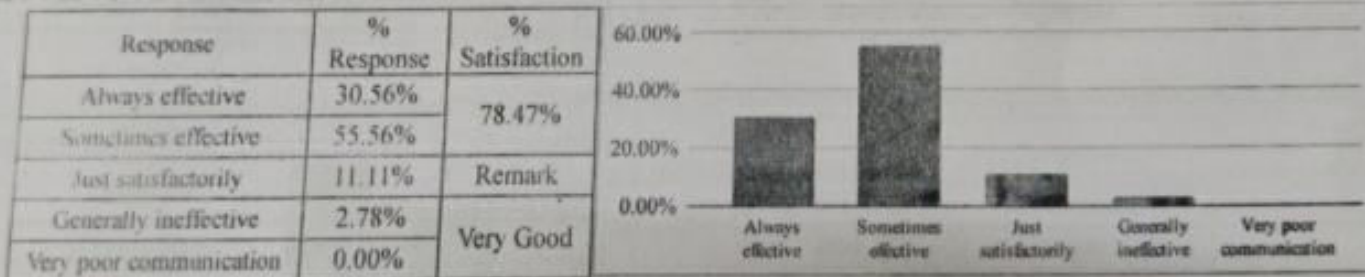
1. How much of the syllabus was covered in the class?




2. How well did the teachers prepare for the classes?



3. How well were the teachers able to communicate?




4. The teacher's approach to teaching can best be described as




5. Fairness of the internal evaluation process by the teachers.

Response	% Response	% Satisfaction
Always fair	47.22%	82.64%
Usually fair	38.89%	
Sometimes unfair	11.11%	Remark
Usually unfair	2.78%	Very Good
Unfair	0.00%	



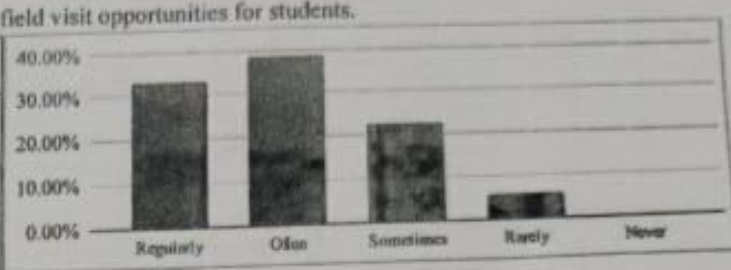
6. Was your performance in assignments discussed with you?

Response	% Response	% Satisfaction
Every time	30.56%	72.22%
Usually	41.44%	
Occasionally/ Sometimes	11.11%	Remark
Rarely	11.11%	Very Good
Never	2.78%	



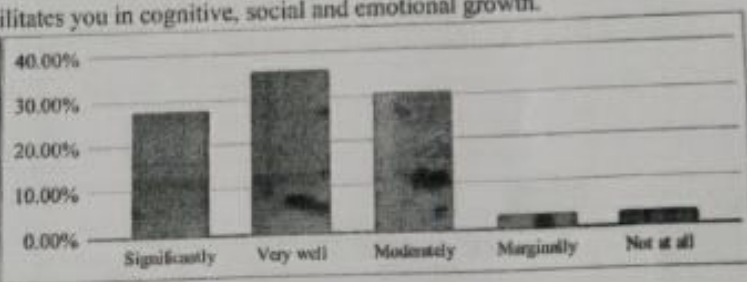
7. The institute takes active interest in promoting internship, field visit opportunities for students.

Response	% Response	% Satisfaction
Regularly	33.33%	75.00%
Often	38.89%	
Sometimes	22.22%	Remark
Rarely	5.56%	Very Good
Never	0.00%	




8. The teaching and mentoring process in your institution facilitates you in cognitive, social and emotional growth.

Response	% Response	% Satisfaction
Significantly	27.78%	70.83%
Very well	36.11%	
Moderately	30.56%	Remark
Marginally	2.78%	Very Good
Not at all	2.78%	



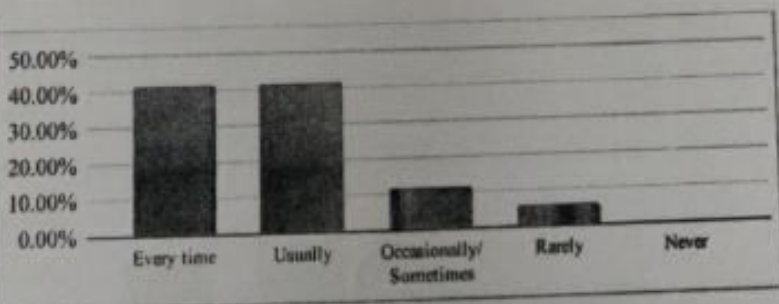
9. The institution provides multiple opportunities to learn and grow.

Response	% Response	% Satisfaction
Strongly agree	33.33%	75.00%
Agree	41.44%	
Neutral	13.89%	Remark
Disagree	5.56%	Very Good
Strongly disagree	2.78%	




10. Teachers inform you about your expected competencies, course outcomes and programme outcomes and review the course syllabus in the class.


Response	% Response	% Satisfaction
Every time	41.67%	79.86%
Usually	41.67%	
Occasionally/ Sometimes	11.11%	Remark
Rarely	5.56%	Very Good
Never	0.00%	




11. Your mentor does a necessary follow-up with an assigned task to you.



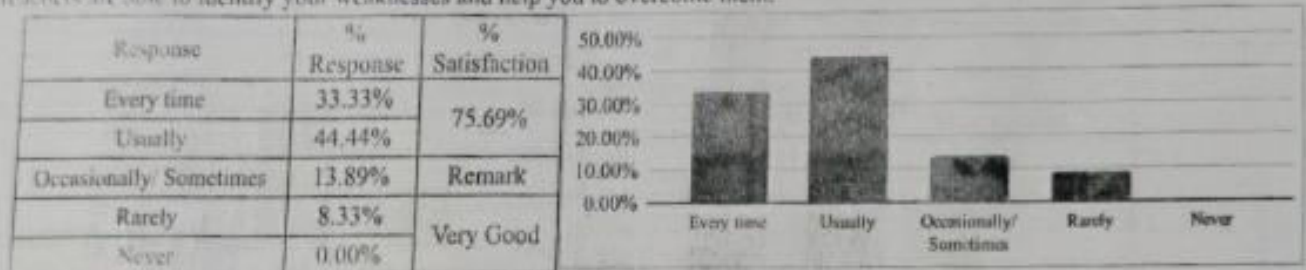
12. The teachers illustrate the concepts through examples and applications.




13. The teachers identify your strengths and encourage you with providing right level of challenges.




14. Teachers are able to identify your weaknesses and help you to overcome them.



15. The institution makes effort to engage students in the monitoring, review and continuous quality improvement of the teaching learning process.



16. The institute/ teachers use student centric methods, such as experiential learning, participative learning and problem solving methodologies for enhancing learning experiences.




17. Teachers encourage you to participate in extracurricular activities.

Response	% Response	% Satisfaction
Strongly agree	22.22%	74.31%
Agree	63.89%	
Neutral	7.78%	Remark
Disagree	7.78%	
Strongly disagree	2.78%	
		Very Good




18. Efforts are made by the institute/ teachers to inculcate soft skills, life skills and employability skills to make you ready for the world of work.

Response	% Response	% Satisfaction
To a great extent	30.56%	78.47%
Moderate	58.33%	
Some what	5.56%	Remark
Very little	5.56%	
Not at all	0.00%	
		Very Good




19. What percentage of teachers use ICT tools such as LCD projector, Multimedia, etc. while teaching.

Response	% Response	% Satisfaction
Above 90%	30.56%	73.61%
70 - 89%	44.44%	
50 - 69%	13.89%	Remark
30 - 49%	11.11%	
Below 29%	0.00%	
		Very Good



20. The overall quality of teaching-learning process in your institute is very good.

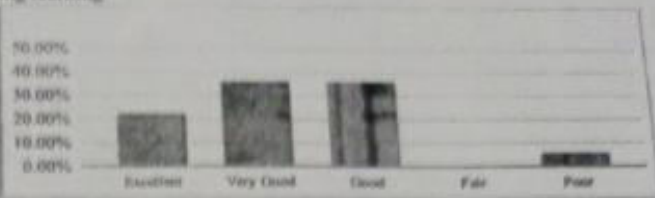
Response	% Response	% Satisfaction
Strongly agree	25.00%	75.69%
Agree	61.11%	
Neutral	5.56%	Remark
Disagree	8.33%	
Strongly disagree	0.00%	
		Very Good



PART-B: Institutional Facilities and Support


1 Adequacy of Laboratory facilities during online teaching learning

Response	% Response	% Satisfaction
Excellent	22.27%	73.89%
Very Good	36.11%	
Good	36.11%	Remark
Fair	0.00%	Very Good
Poor	5.56%	




2 Availability of learning resources (PPTs, PDFs, notes, contents, etc.)

Response	% Response	% Satisfaction
Excellent	25.00%	76.67%
Very Good	38.89%	
Good	30.56%	Remark
Fair	5.56%	Very Good
Poor	0.00%	




3 Mechanism and approach to provide exposure to external world through Guest Lectures, Expert Talks etc.

Response	% Response	% Satisfaction
Excellent	27.78%	75.56%
Very Good	33.33%	
Good	33.33%	Remark
Fair	0.00%	Very Good
Poor	5.56%	



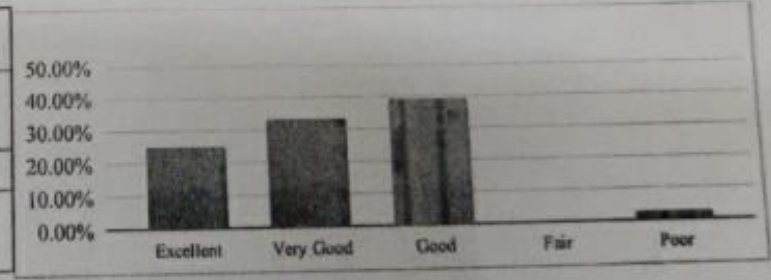
4 IT connectivity with Faculties during online classes.

Response	% Response	% Satisfaction
Excellent	22.22%	74.44%
Very Good	33.33%	
Good	38.89%	Remark
Fair	5.56%	Very Good
Poor	0.00%	




5 Overall approach and commitment of the Department towards providing quality Technical and Professional Education.

Response	% Response	% Satisfaction
Excellent	25.00%	75.56%
Very Good	33.33%	
Good	38.89%	Remark
Fair	0.00%	Very Good
Poor	2.78%	




6 Mechanism and approach to deal with students/parents grievances


Response	% Response	% Satisfaction
Excellent	19.44%	75.00%
Very Good	38.89%	
Good	38.89%	Remark
Fair	2.78%	Very Good
Poor	0.00%	




7. Students Guidance and mentoring facilities



8. Use of modern tools and methods



9. Library Facility



S. Balani
 Prof. Nicky S. Balani
 Feedback Incharge

A. R. Kasetwar
 Dr. Abhay R. Kasetwar
 Head of Department